

Scaled data based on original data using
LM-79-08 Approved Method: Electrical and Photometric Measurements of Solid-
State Lighting Products

Test Report Prepared for
Cooper Lighting Solutions
(formerly Eaton)

Brand: STREETWORKS

Report Number: P450786

Luminaire Tested: **GLAN-SA1C-760-U-T1**

Issue Date: 1/4/2021

Test Information

Test Method: LM-79-08
Report Number: P450786
TEST IS SCALED FROM IESNA LM-79-08 TEST DATA (G3-2011-042-5)
Test Lab: INNOVATION CENTER
Issue Date: 1/4/2021
Manufacturer: COOPER LIGHTING SOLUTIONS (FORMERLY EATON)
Product Line: STREETWORKS
Catalog Number: GLAN-SA1C-760-U-T1
Description: GALLEON AREA AND ROADWAY LUMINAIRE
(1) 70 CRI, 5700K, 1050mA LIGHTSQUARE WITH 16 LEDS AND TYPE I OPTICS
Light Source: -
Ballast/Driver: ELECTRONIC DRIVER

Summary

Lumens per Lamp: N/A
Luminaire Lumens: 7101 lumens
Efficiency: N/A
Efficacy: 124.6 lumens/watt
Luminous Opening: Rectangular (W 0.5' x L: 0.5' x H: 0')
IES Classification: Type I - Short
BUG Rating: B3 - U0 - G3

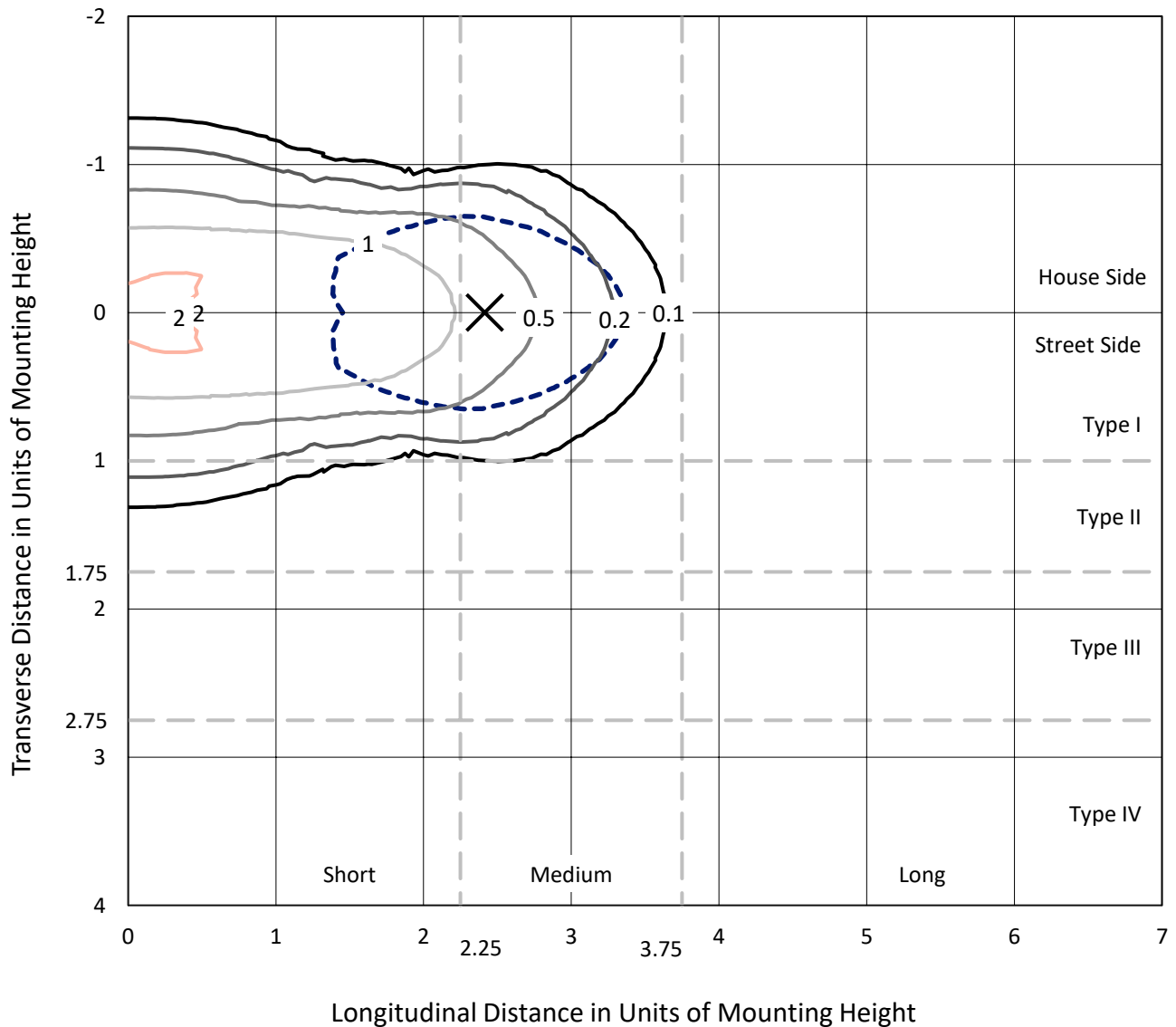
Input Watts (W): 57
Input Voltage (V): NR
Input Current (A_{in}): NR
Voltage Rise (V): NR
Power Factor: NR
Total Harmonic Distortion (THDi): NR
Frequency (hertz): 60
Stabilization Time: NR
Operation Time: NR
Ambient Temperature (°C): NR
Test Distance: 24 FT



REPORT NUMBER: P450786
 CATALOG NUMBER: GLAN-SA1C-760-U-T1

Iso-Footcandle Lines of Horizontal Illumination

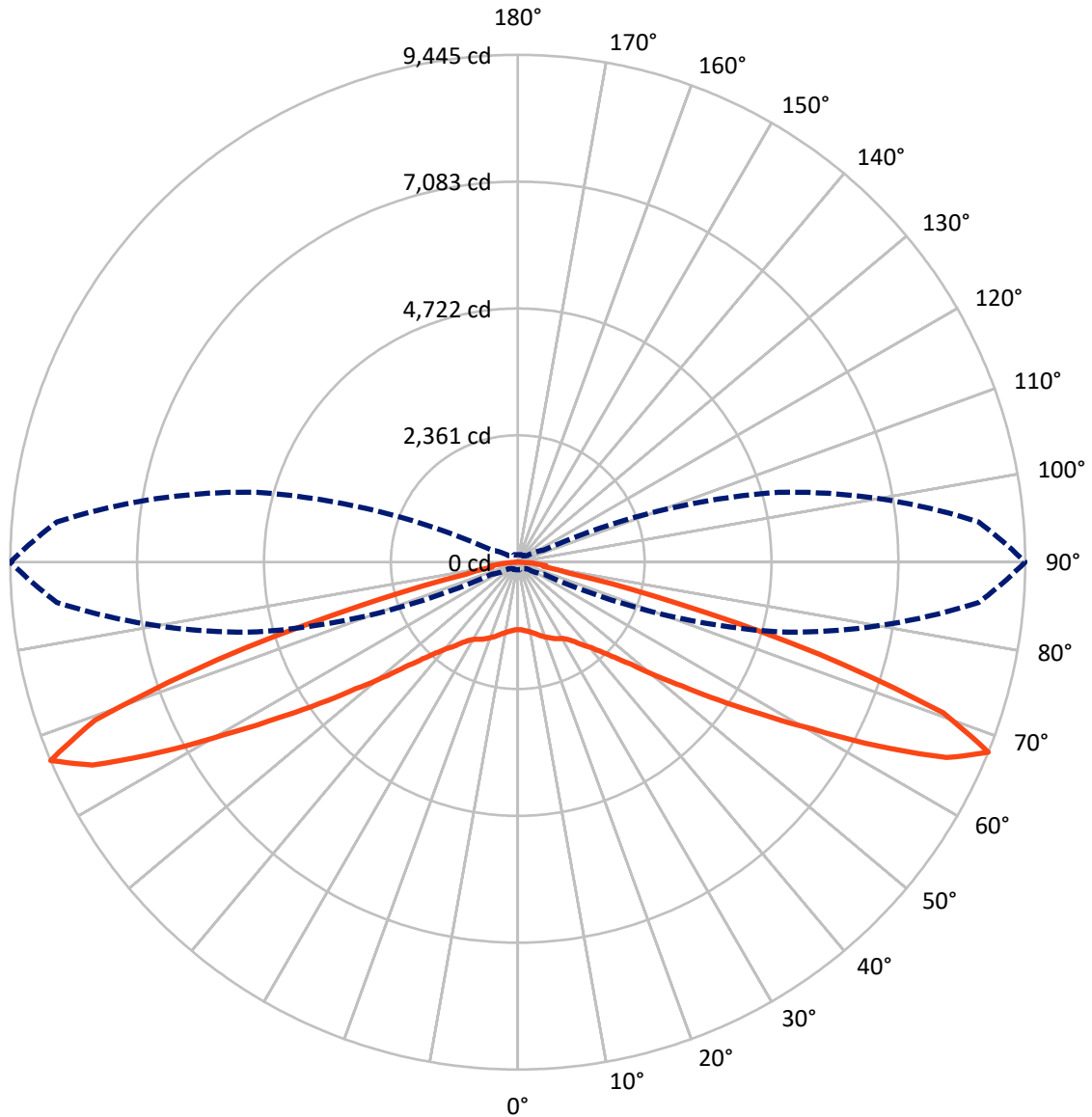
× Max cd
 - - - 1/2 Max cd



Based on 25 foot mounting height. Maximum calculated value = 2.1 fc
 Type I - Short - N/A

REPORT NUMBER: P450786
CATALOG NUMBER: GLAN-SA1C-760-U-T1

Luminous Intensity Polar Plot



— Vertical Plane Through 90-Deg Lateral - - - Horizontal Cone Through 67.5-Deg Vertical

REPORT NUMBER: P450786

CATALOG NUMBER: GLAN-SA1C-760-U-T1

FLUX DISTRIBUTION:

		Downward	Upward	Total
House Side	Lumens	3550.5	0.0	3550.5
	% Fixture	50.0	0.0	50.0
Street Side	Lumens	3550.5	0.0	3550.5
	% Fixture	50.0	0.0	50.0
Total	Lumens	7101.0	0.0	7101.0
	% Fixture	100.0	0.0	100.0

ZONAL LUMENS:

Zone	Lumens	% Fixture
0°-10°	125.3	1.8
10°-20°	401.0	5.6
20°-30°	671.2	9.5
30°-40°	909.3	12.8
40°-50°	1151.7	16.2
50°-60°	1438.8	20.3
60°-70°	1691.2	23.8
70°-80°	647.0	9.1
80°-90°	65.5	0.9
90°-100°	0.0	0.0
100°-110°	0.0	0.0
110°-120°	0.0	0.0
120°-130°	0.0	0.0
130°-140°	0.0	0.0
140°-150°	0.0	0.0
150°-160°	0.0	0.0
160°-170°	0.0	0.0
170°-180°	0.0	0.0
0°-90°	7101.0	100.0
0°-180°	7101.0	100.0

Coefficient of Utilization



REPORT NUMBER: P450786

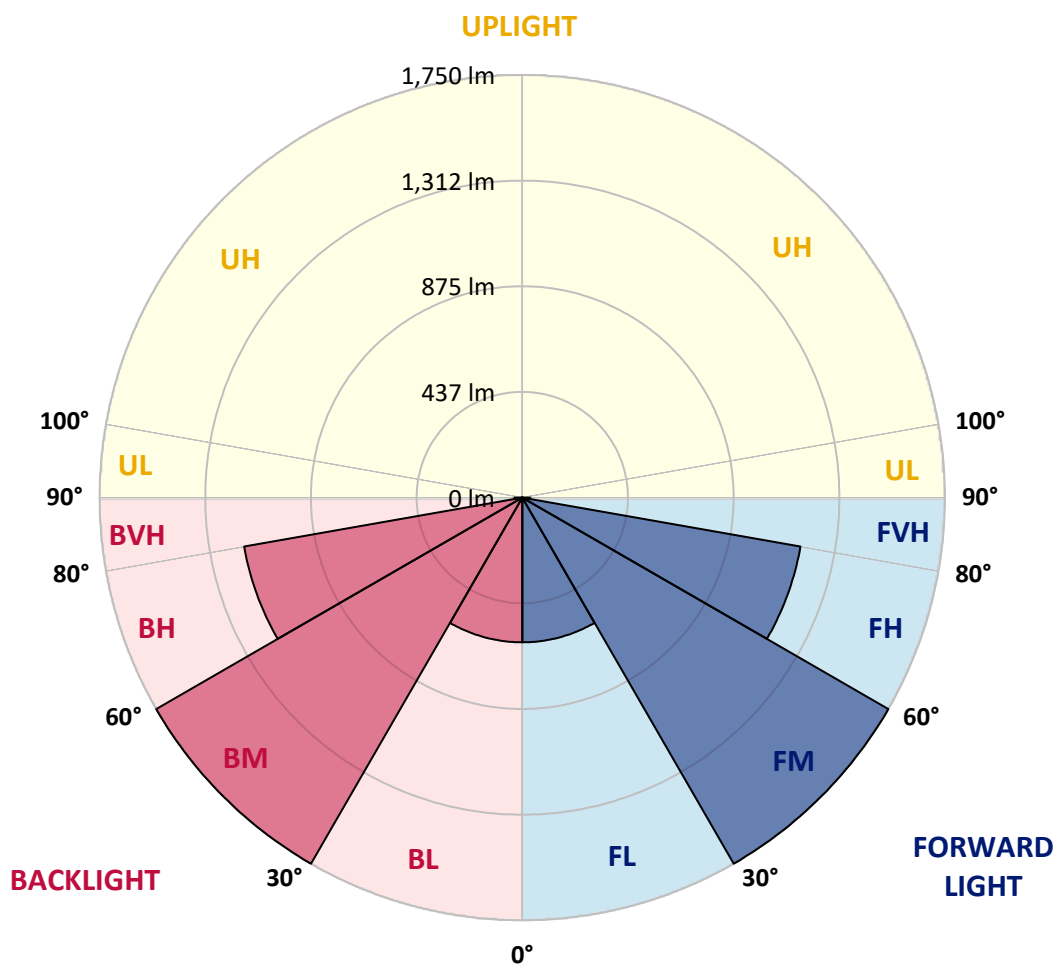
CATALOG NUMBER: GLAN-SA1C-760-U-T1

LUMINAIRE CLASSIFICATION SYSTEM LUMEN TABLE AND BUG RATING:

Zone		Lumens	% Fixture	Zone Rating/Lumen Limit		
				B	U	G
FL	(0°-30°)	598.7	8.4			
FM	(30°-60°)	1749.9	24.6			
FH	(60°-80°)	1169.1	16.5			G1/1800
FVH	(80°-90°)	32.8	0.5			G1/100
BL	(0°-30°)	598.7	8.4	B2/1000		
BM	(30°-60°)	1749.9	24.6	B2/2500		
BH	(60°-80°)	1169.1	16.5	B3/2500		G3/2500
BVH	(80°-90°)	32.8	0.5			G1/100
UL	(90°-100°)	0.0	0.0		U0/0	
UH	(100°-180°)	0.0	0.0		U0/0	

BUG Rating: B3-U0-G3

Type I Short





REPORT NUMBER: P450786
 CATALOG NUMBER: GLAN-SA1C-760-U-T1

CANDELA DISTRIBUTION (FULL):

	0°	5°	15°	25°	35°	45°	55°	65°	75°	85°	90°
0°	1257.1	1257.1	1257.1	1257.1	1257.1	1257.1	1257.1	1257.1	1257.1	1257.1	1257.1
2.5°	1273.2	1272.4	1272.8	1272.4	1273.6	1272.8	1268.1	1264.2	1261.0	1261.4	1260.2
5°	1300.4	1300.7	1301.1	1299.2	1301.9	1300.4	1292.9	1286.6	1280.3	1277.9	1277.2
7.5°	1322.8	1324.7	1325.9	1327.9	1332.6	1332.6	1328.7	1319.6	1305.9	1298.0	1297.6
10°	1345.2	1346.8	1350.3	1356.6	1364.4	1371.9	1370.3	1358.2	1340.5	1327.1	1323.9
12.5°	1353.0	1355.0	1366.8	1384.9	1402.6	1417.1	1417.1	1407.3	1384.5	1364.1	1358.2
15°	1325.5	1329.1	1350.3	1388.8	1435.2	1467.1	1474.2	1460.4	1436.0	1404.6	1397.5
17.5°	1270.9	1279.5	1310.6	1367.6	1444.7	1510.7	1531.2	1524.5	1493.0	1452.9	1444.7
20°	1212.3	1221.7	1254.7	1330.2	1436.8	1536.3	1595.7	1597.2	1558.3	1500.1	1487.9
22.5°	1147.8	1154.9	1197.3	1285.8	1413.2	1542.2	1651.1	1678.2	1625.5	1547.3	1530.0
25°	1075.4	1083.3	1127.7	1223.3	1368.8	1535.5	1701.8	1761.6	1695.9	1597.6	1575.6
27.5°	1006.2	1009.4	1057.0	1154.1	1310.2	1518.2	1739.2	1838.3	1773.8	1639.3	1611.4
30°	939.8	947.2	989.3	1085.3	1242.9	1484.4	1771.4	1925.6	1857.5	1682.9	1647.2
32.5°	869.4	878.4	924.0	1021.2	1175.7	1433.7	1791.1	2021.1	1974.3	1753.7	1715.6
35°	801.8	807.7	853.7	948.0	1110.0	1374.7	1794.6	2128.8	2124.9	1861.1	1810.3
37.5°	732.6	741.2	787.6	878.0	1040.4	1312.1	1776.9	2243.3	2306.6	2010.1	1955.4
40°	666.1	673.6	719.2	810.4	961.4	1235.9	1734.9	2347.9	2518.5	2163.5	2086.0
42.5°	593.7	595.7	645.7	738.5	883.9	1147.4	1674.3	2441.1	2754.8	2369.1	2272.8
45°	511.6	516.7	563.1	654.3	795.1	1048.3	1592.1	2518.1	3054.5	2654.2	2522.8
47.5°	429.4	433.7	476.2	566.2	698.0	934.7	1465.5	2585.8	3362.0	3016.3	2844.1
50°	349.2	351.5	386.1	466.0	588.6	815.1	1308.6	2607.4	3709.6	3529.1	3309.3
52.5°	276.0	279.6	305.9	368.4	471.9	674.0	1139.1	2553.9	4115.4	4137.0	3827.1
55°	223.7	224.9	244.6	290.6	368.8	526.1	934.7	2404.9	4551.8	4915.9	4520.8
57.5°	192.7	193.5	204.5	230.0	283.9	396.8	725.1	2123.0	4943.9	5828.6	5320.5
60°	175.0	175.4	181.7	196.6	224.9	304.3	519.4	1725.0	5330.8	6844.2	6314.6
62.5°	164.0	164.0	168.3	176.6	190.3	233.6	376.3	1244.5	5595.8	7874.9	7539.8
65°	153.4	153.4	156.5	162.4	169.9	191.1	278.0	811.6	5589.1	8625.5	8772.2
67.5°	141.2	141.2	143.5	149.4	153.7	164.4	214.7	531.6	5020.5	8609.0	9444.6
70°	126.6	126.6	129.8	134.9	138.4	145.1	169.5	363.7	3688.3	7350.7	8399.4
72.5°	112.1	112.5	114.4	119.5	122.3	126.2	140.8	254.8	2262.5	5005.2	5873.0
75°	95.9	96.7	98.7	103.8	106.2	107.7	118.7	181.7	1144.6	2698.6	3072.6
77.5°	77.5	79.0	80.2	85.7	87.3	89.7	97.9	131.3	502.5	969.7	978.3
80°	56.6	58.6	62.1	67.2	68.4	70.0	74.7	93.2	227.7	442.8	480.9
82.5°	41.7	44.4	40.1	46.8	46.8	44.8	52.7	62.5	104.6	438.4	524.5
85°	22.8	23.2	20.8	24.0	25.6	25.2	27.9	30.7	50.7	292.5	301.6
87.5°	5.5	5.9	6.3	7.5	9.0	9.0	9.8	8.7	16.5	94.8	54.3
90°	0.0	0.0	0.0	0.0	0.0	0.0	0.0	0.0	0.0	0.0	0.0

(END OF REPORT)